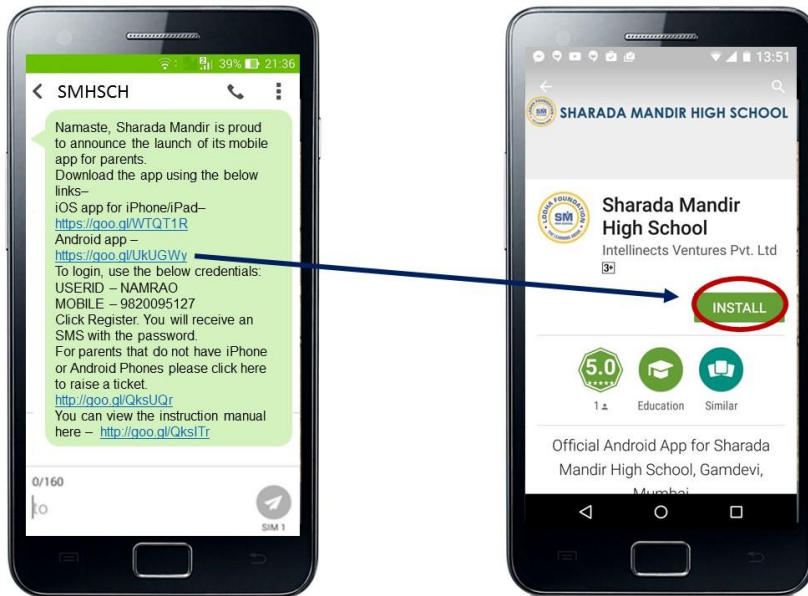




## STEPS TO DOWNLOAD THE APP Android Phone

### Requirements -

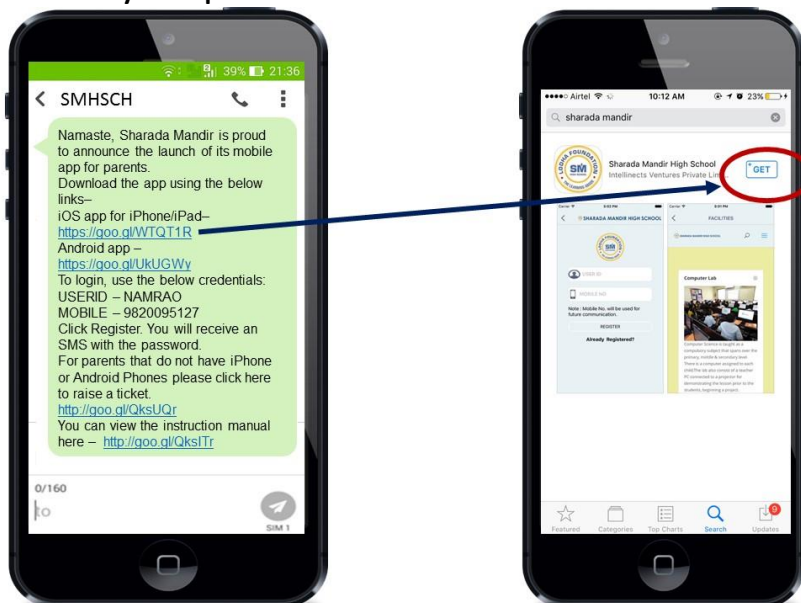
1. Android Phone (4.0 or higher)
2. Steady Internet connection
3. Sufficient memory on phone



## iPhone/iPad

### Requirements -

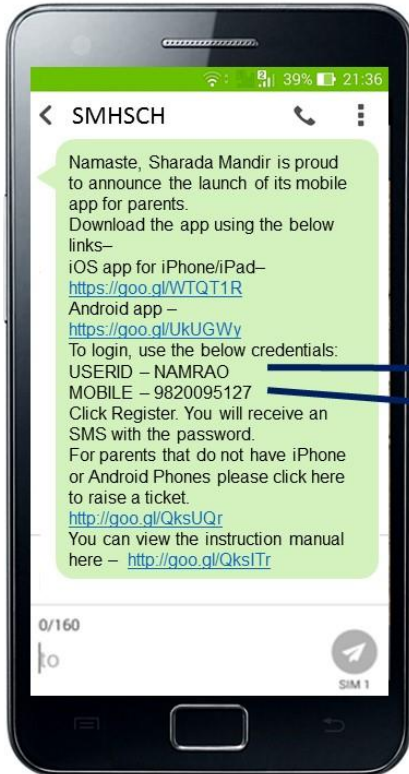
1. iPhone or iPad (iOS version 8.0 or higher)
2. Steady Internet connection
3. Sufficient memory on phone



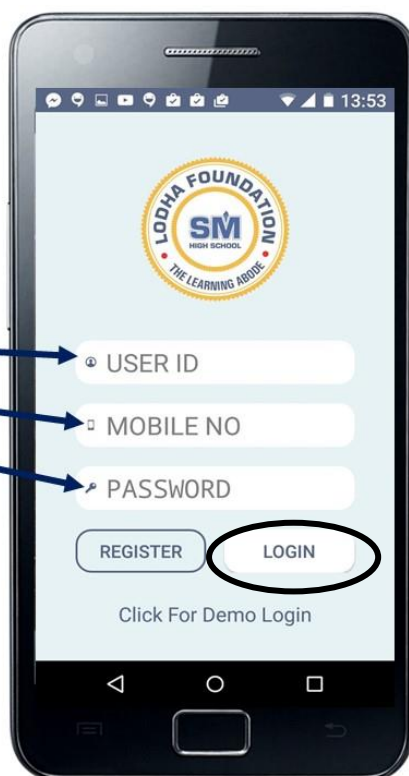
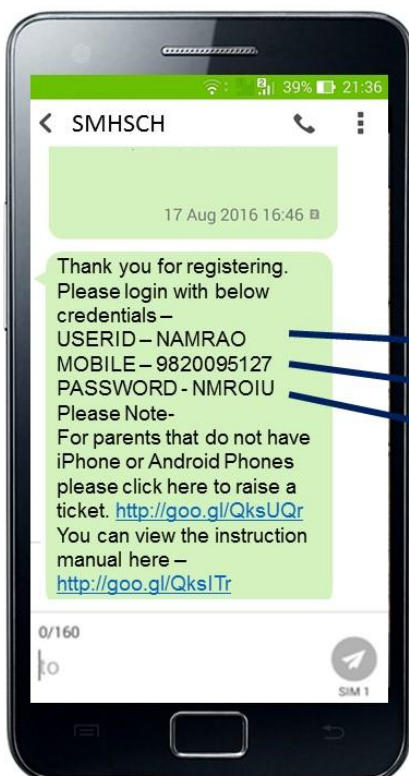


## STEPS TO LOGIN TO VIEW YOUR CHILD'S INFORMATION

Step 1 - After downloading the app, Click on Login and fill below details



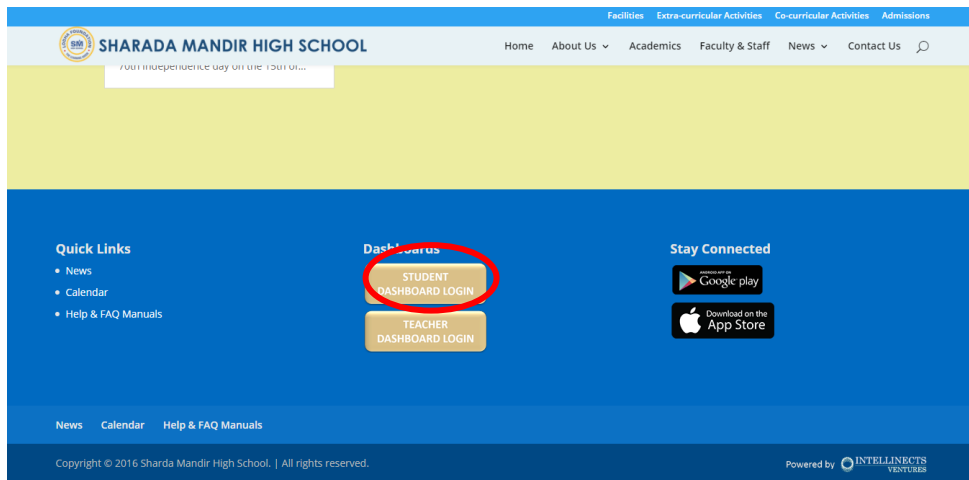
Step 2 - After registering, Click on Login and fill below details





## CONFIRM/ EDIT YOUR CHILD'S INFORMATION

Step 1 – Go to [www.avmschools.ac.in](http://www.avmschools.ac.in) and click on relevant student/parent dashboard button



Step 2 – Enter login details received over SMS

The screenshot shows the 'User Login' form with the following fields:

- Enter Registered User Name e.g. Arun \*  
Enter User Name
- Enter Registered Mobile No. \*  
+91 Enter Mobile Number
- Enter Password \*  
Enter Password

Buttons: Forgot Password, Login

Footer: Only use Chrome, Mozilla Firefox, Safari and Internet Explorer version 11.0 or above. Powered by INTELLINETS VENTURES

Step 3 – Click profile and confirm the following details (you can edit, if necessary)

1. Contact details
2. Division
3. Roll. No.

The screenshot shows the 'PROFILE' page with the following fields:

- Full Name
- Class: 10
- Division: 1
- Primary Contact Mobile No.
- Birth Date
- Age
- Address \*
- Email \*
- Telephone
- Primary Contact \*  
 Father  Mother  Guardian
- Student Mobile No.
- Student Photo  
Choose File No file chosen
- Gender \*

Footer: Powered by INTELLINETS VENTURES